



SAFE WORK

S SPOT THE HAZARD
A ASSESS THE RISK
F FIND A SAFER WAY
E EVERYDAY

No. 265

Temporary Traffic Control Procedures: Firefighters

Potential hazard:

Firefighters providing temporary traffic control during emergency roadside assistance are at risk of being struck by vehicles traveling in nearby traffic lanes.

How to control the hazard:

To minimize the risk presented by working near moving traffic, the employer must ensure firefighters providing temporary traffic control are given adequate **means for their own personal protection, including:**

- Safe work procedures
- Traffic control devices and equipment
- High-visibility personal protective equipment (PPE)
- Proper vehicle positioning
- Other precautionary measures as appropriate

Safe work procedures:

Safe work procedures for temporary traffic control must be developed and put in place by the employer, and firefighters must be trained to follow these procedures. Safe work procedures must be appropriate to the risks involved.

Safe work procedure considerations for temporary traffic control include, but are not limited to:

- Emergency vehicles must be properly positioned to assist in providing additional protection to firefighters from moving traffic.
- Firefighters must face approaching traffic while working.
- Work lights may be needed, but care should be taken not to blind oncoming drivers.
- Look for oncoming traffic before opening doors and stepping out of a vehicle.
- Be aware of how close you are to moving traffic.

In addition to safe work procedures for temporary traffic control, the employer must develop and put in place any other safe work procedures required for the tasks being performed.

Traffic Control Devices and Equipment:

Workers must be provided with:

- Communication equipment such as a two way mobile radio.
- One or more of the following traffic control devices:
 - lane control devices (battery operated flares and traffic cones)
 - flashing lights
 - one or more persons to direct traffic
 - traffic direction paddles and devices

Office of the Fire Commissioner Contact Information:

Winnipeg: (204) 945-3322
Toll-Free: 1-800-282-8069 (Manitoba only)
24-Hour Emergency Line: 1-888-389-FIRE (3473)

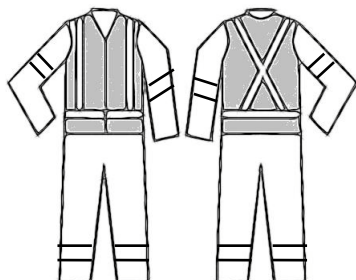
Workplace Safety and Health Contact Information:

Winnipeg: (204) 957-SAFE (7233)
Toll-Free: 1-855-957-SAFE (7233)

High-Visibility Personal Protective Equipment:

- Employers must ensure that high-visibility safety apparel meeting Class 2, Level 2 CAN/CSA-Z96 is readily available and worn at all times by firefighters that have been designated to direct traffic.
- Vests or traffic control garments must be worn over turnout gear.
 - The retro-reflective strips found on turnout gear provides additional visibility of the arms and legs
- Employers must ensure any vests or vehicle traffic control garments that are purchased meet the current Class 2, Level 2 CAN/CSA-Z96.

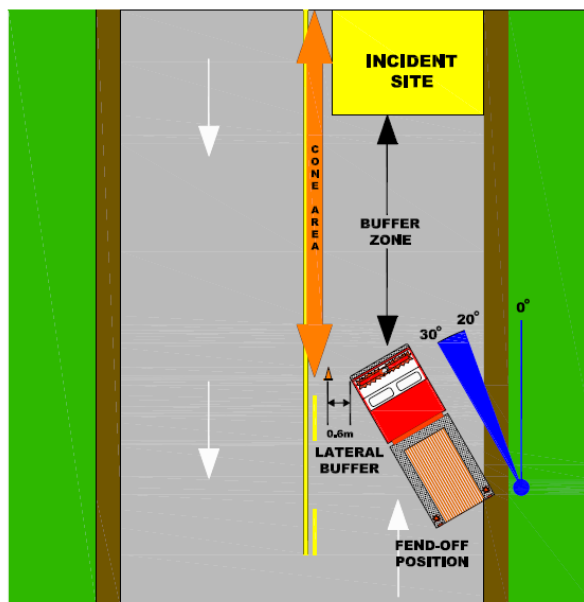
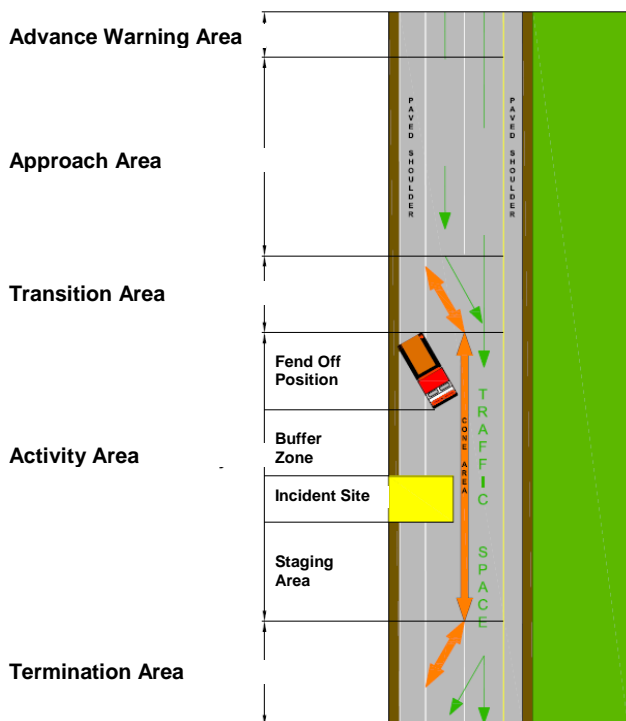
Class 2, Level 2 over Turnout Gear



Proper Vehicle Positioning:

Although roadside assistance vehicles are not protective equipment, they can provide protection for workers as they set up visual markers (flares or traffic cones) at the scene of assistance.

Avoid working between vehicles.



Revised: July 2014

Last Reviewed/Revised: October 2009

Reference to legal requirements under workplace safety and health legislation:

- Vehicular and Pedestrian Traffic, Safe work procedures: traffic control: Manitoba Regulation 217/2006 Part 20.5
- Personal Protective Equipment, High Visibility Safety Apparel: Manitoba Regulation 217/2006 Part 6.7
- Firefighters: Manitoba Regulation 217/2006 Part 42

Reference to legal requirements under highway traffic legislation:

- Control of Traffic by Peace Officers and Others: Section 76, *The Highway Traffic Act*
- Approaching an Emergency or Designated Vehicle: Section 109.1, *The Highway Traffic Act*

Additional workplace safety and health information available at www.safemanitoba.com

- CAN/CSA Standard Z96, *High-Visibility Safety Apparel*

This information is available in alternate formats upon request.

Ces renseignements sont offerts dans de multiples formats sur demande.