

Fire Escape Planning at Home



OFFICE of the FIRE COMMISSIONER
and your LOCAL FIRE DEPARTMENT


www.manitoba.ca/firecomm

Manitoba 

Fire Escape Planning at Home

You can protect yourself and your family by preparing and practicing a home fire escape plan. It only takes a few minutes of time – but it can prevent panic in case of fire. Here's how to do it:

1. Draw a floor plan of every level of your home to show every possible exit from every room. Each room should have a main and an alternate exit.
2. Teach everyone how to escape and make sure they can open windows, remove screens and unlock doors.
4. Have an outside meeting place. Pick a place that is permanent, like a tree, light pole or mailbox, all of which are safe distances away from your home where firefighters can find you.
5. Make sure everyone in your home knows how to call 9-1-1, or your local emergency number, from a cell phone or a trusted neighbor's phone.
6. Children, older adults and people with disabilities may need assistance to wake up and get out. Make sure that someone will help them.
7. Make sure your house number can be seen from the street in both daytime and nighttime.
8. Teach children how to escape on their own in case you cannot help them.



More Safety Tips:

Install smoke alarms in every sleeping room, outside each separate sleeping area and on every level of the home. Make sure everyone in your home knows the sound, and understands the warning, of the smoke alarm.


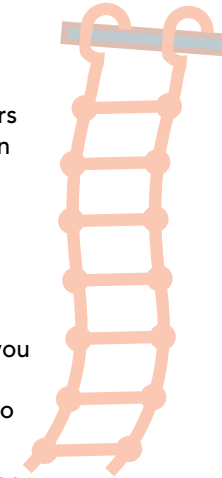
If the smoke alarm sounds, get out and stay out.! Go to your meeting place and call 9-1-1 or your local emergency number. Smoke is poisonous... if you must escape through smoke, get low and go under the smoke to your way out. Make sure no one re-enters the building. Firefighters are specially trained and equipped to perform rescue operations.

If you live in an apartment building, develop an escape plan according to the fire escape procedures outlined by the building's management.

Practice your Home Fire Escape Plan

Practice prevents panic! Children will follow a fire drill if they have been prepared ahead of time. Make sure every family member, including visitors to your home, knows what to do in an emergency and is familiar with your home fire escape plan.

- Push the smoke alarm test button to start your escape plan practice drill.
- Using the home fire escape plan you made with your family, practice using different ways out, and go to your meeting place outside.
- Practice your home fire escape plan at least twice a year with everyone in your home. Practice at night and during the day.
- After you have practiced your home fire escape plan, evaluate it and discuss what worked and what needs improvement. Improve it and practice again.



Common Causes of Fires:

- Unattended cooking in the kitchen
- Misuse of space heaters and portable heaters
- Damaged electrical cords
- Misuse of flammable liquids, grease, oil, and wax.
- Improper disposal of smoking material



JoAnn, Grade 6 -
Marion School